

## Exhaust valve

# CKS

CKÖ - filled with attenuation material



### Uses

The check valve CKS is an exhaust valve used for ventilation units with a necessity of low sound level even at high pressure drops. CKS can easily be adjusted.

### Design

CKS has a modern design which is suitable in most interiors. It is made of sheet steel and is stove enamelled in white epoxy (RAL 9010) which gives a shiny and dirt-repelling surface. CKÖ is equipped with a cellular plastic gasket to form an airtight seal with the mounting ring.

**CKÖ** is an exhaust valve with the cone filled with attenuation material. The body of DBL sound attenuator is made of hot galvanized sheet steel and inner part of glass fiber felt coated mineral wool.

### Installation

With mounting ring.

### Regulation and measurement of air flow

The air flow is adjusted by rotating the cone. Use REC's measuring model for adjusting the cone. A test probe is used when measuring the pressure. Adjustment charts in REC's folder "Adjustment and maintenance".

### Accessories

Mounting rings ZR, ZRT, ZRL and ZRU.

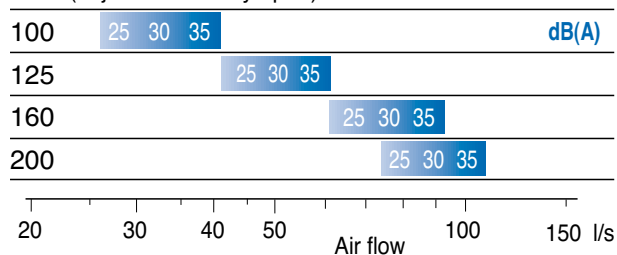
Rings ZR, ZRT and ZRL fit ducts. ZRU fits nipple.

Protection plate ZRA, ZRB and ZRC - only dim 100 mm.

### Quick selection table, Airflow-Sound level

Capacity 5-100 l/s

Size (adjustment = fully open)



### When ordering, please state:

Exhaust valve CKS - 125 - ZR

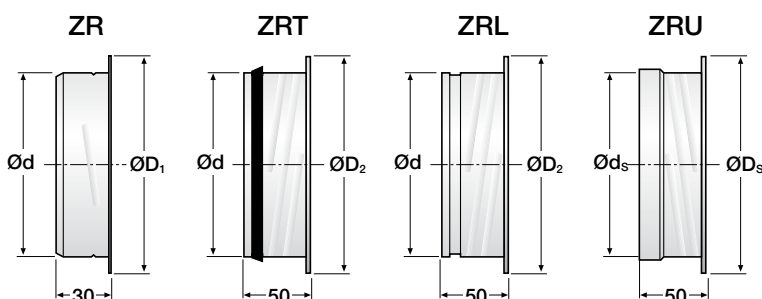
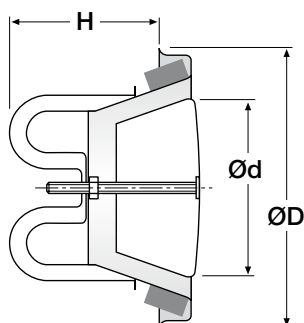
Product \_\_\_\_\_

Dimension \_\_\_\_\_

Accessories \_\_\_\_\_

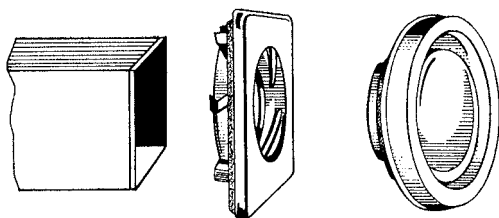
# Exhaust valve

## Measurement and weight



Size	ØD (mm)	A (mm)	Weight (g)
100	134	74	280
125	160	85	360
160	191	89	470
200	241	107	720

Size	Ød (mm)	ØD <sub>1</sub> (mm)	ØD <sub>2</sub> (mm)	Ød <sub>s</sub> (mm)	ØDs (mm)	ZR (g)	ZRT/ZRL/ZRU (g)
100	99	125	125	100	98	50	100
125	124	155	150	125	123	65	120
160	159	186	185	160	158	100	190
200	199	230	225	200	198	140	240



Size	ZRA outer size (mm)	ZRB outer size (mm)	ZRC outer size (mm)
100	160 x 160	155 x 185	245 x 245

The cover plate is used in rectangular ducts when older types of valves are replaced by CKS.

ZRC has pre-bored holes, ZRA and ZRB have spring socket.

## Sound attenuation

### Sound power level $L_w$

The sound power level in octave band  $L_{w_{okt}}$ , dB is obtained by adding the sound level  $L_{p10A}$ , dB(A) shown in the charts to the correction factor:

$$L_{w_{okt}} = L_{p10A} + K_{okt}$$

### CKS

Correction factor in octave band  $K_{okt}$  (dB)

Size	Medium frequency (Hz)							
	63	125	250	500	1000	2000	4000	8000
100	6	-1	1	1	0	-5	-9	-23
125	9	-3	-2	-1	-4	0	-8	-24
160	9	1	-3	-1	2	-8	-12	-25
200	10	-1	-3	-4	2	-5	-9	-26
Tol. ±	6	3	2	2	2	2	2	3

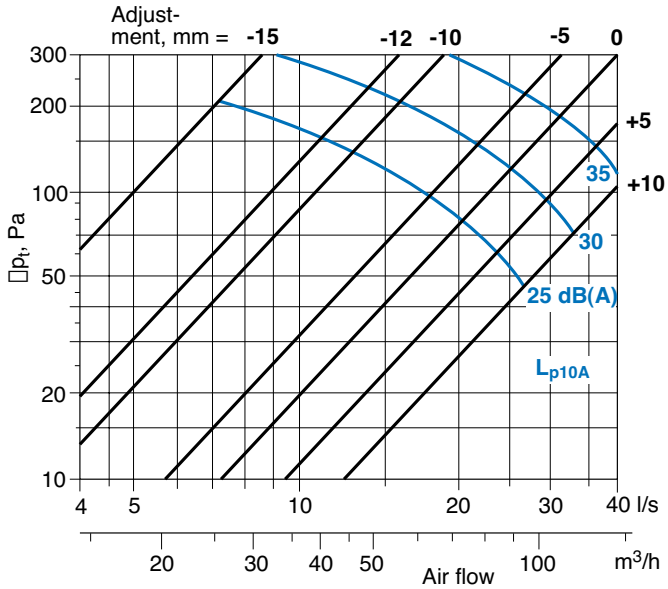
### Sound attenuation $\Delta L$

The sound attenuation,  $\Delta L$ , shows the reduction of the sound power level calculated from duct to room.

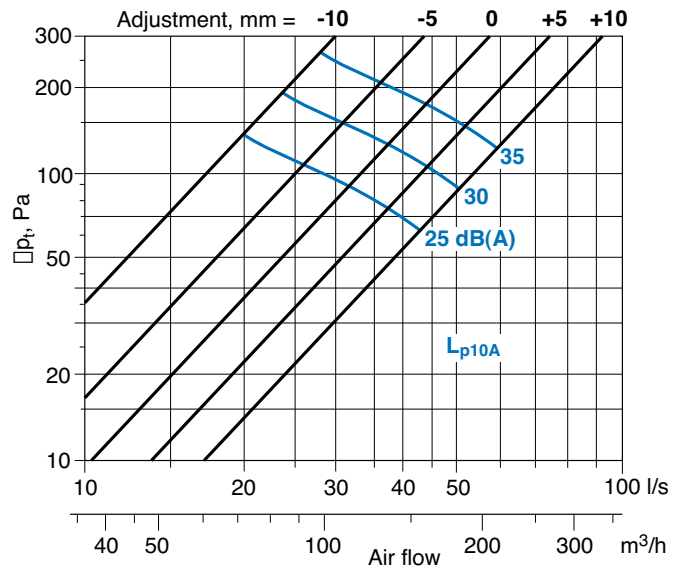
Size	Medium frequency (Hz)							
	63	125	250	500	1000	2000	4000	8000
100	23	18	14	12	12	14	5	6
125	21	17	12	11	12	11	7	6
160	19	14	12	11	11	14	5	7
200	15	13	11	11	13	12	7	7
Tol.±	6	3	2	2	2	2	2	3

## Installation diagram

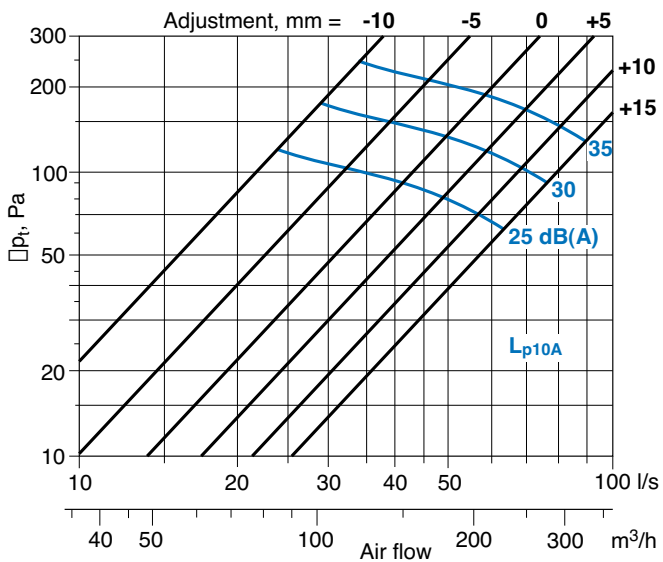
### CKS 100



### CKS 125



### CKS 160



### CKS 200

